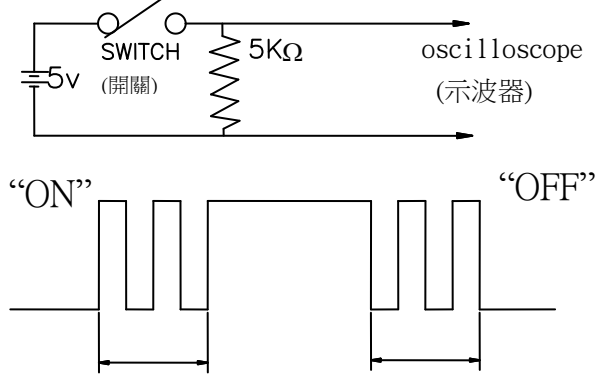


1. General 一般事項

- 1.1 Scope : This specification covers the requirements for single key switches which have no keytop. (TACT SWITCHES: MECHANICAL CONTACT).  
適用範圍: 本規格書適用於不含鍵帽之單鍵開關(觸壓式開關:機械式接點)
- 1.2 Operating Temperature Range -20~+70°C (normal humidity \*normal press.)  
使用溫度範圍: -20~+70°C (常濕常壓條件下)
- 1.3 Storage Temperature Range -30~+80°C (normal humidity \*normal press.)  
存放溫度範圍: -30~+80°C (常濕常壓條件下)
- 1.4 Test conditions : The standard test conditions shall be 5~35°C in temperature, 45~85% RH and 860~1060mbar in atmospheric pressure. Should any doubt arise in judgement, tests shall be conducted at 20±2°C, 65±5% RH, and 860~1060mbar.  
試驗狀態: 若無特別規定限制, 則以溫度 5~35°C, 相對濕度 45~85%, 氣壓 860~1060mbar 之標準狀態測之。但對此標準狀態之測定值發生判定疑問或有特別要求則以基準狀態(溫度 20±2°C, 相對濕度 65±5%, 氣壓 860~1060mbar)為準測定
2. Appearance, construction and dimensions. 外觀. 構造. 尺寸
- 2.1 Appearance : There shall be no defects that affect the serviceability of the product.  
外觀: 不得有影響製品機能之缺陷。
- 2.2 Construction dimensions : Shall conform to the assembly drawings. 構造及尺寸: 必須與組立圖符合。
3. Type of actuation : Tactile feedback  
動作型式: 有觸感之反饋
4. Contact arrangement: 1 poles 1 throws (Details of contact arrangement are given in the assembly drawings.)  
接點構成: 單極單投式(詳細如組立圖所示)
5. Maximum ratings : 最大額定: DC 12 V 50 mA
6. Electrical performance 電氣性能

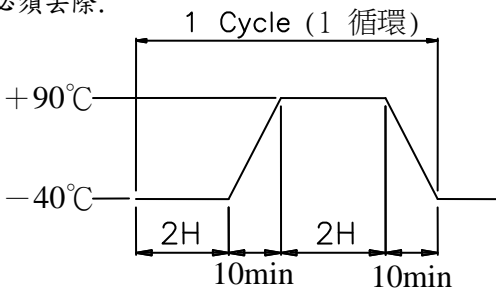
	Property 項目	Test conditions 試驗條件	Performance 判定基準
6.1	Contact resistance 接觸阻抗	Applying a static load twice the actuating force to the center of the metal contact measurements shall be made with a 1 kHz small-current contact resistance meter. 將兩倍於動作力之靜負荷加於金屬彈片之中央以 1 kHz 小電流接觸阻抗計測定之。	100 m ohm max. 100 mΩ 以下
6.2	Insulation resistance 絕緣阻抗	Measurements shall be made following application of DC 100V potential across terminals and across Terminals and frame for one minute. 以 DC 100V 之電壓加於端子相互間及端子與外框間 1 分鐘測定之	100 M ohm min. 100 MΩ 以上
6.3	Dielectric with standing voltage 耐電壓	AC 250V (50~60Hz) shall be applied across terminals and across terminals and frame for one minute. 以 AC 250V (50~60Hz) 之電壓加於端子相互間及端子與外框間 1 分鐘測定之	There shall be no breakdown. 不可有絕緣破壞之現象
6.4	Bounce 接點之瞬間接觸跳動時間	Lightly striking the center of the metal contact at a rate encountered in normal use (3 to 4 operations per sec) bounce shall be tested at "ON" and "OFF". 以 3~4 次/秒之正常使用速度輕輕地敲打金屬彈片之中央, 開關在"開"及"關"之位置均需測定之	"ON" and "OFF": 10 m sec max. "開"及"關": 10 m sec 以下。



					APPD	CHKD	DSGD	TITLE:
					CHANG	CHANG	FU	DOCUMENT NO.
SYMB	DATE	APPD	CHKD	DSGD	MAY. 8'2007	MAY. 8'2007	MAY. 8'2007	SFKRA-001 (1/5)

SFKRA-001		SFKRA SWITCHES SPECIFICATIONS SFKRA 觸壓式開關製品規格書					96.5.8	
7. Mechanical performance 機械性能								
Property 項目			Test conditions 試驗條件				Performance 判定基準	
7.1	Actuating force 動作力		Placing the switch such that the direction of switch operation is vertical and then gradually increasing the load applied to the center of the metal contact the maximum load required for the metal contact to come to a stop shall be measured. 將開關之操作部置於垂直方向,並在金屬彈片之中央逐漸增加荷重,直到金屬彈片不動為止,量取施力期間之最大荷重值。				As showing in assembly drawing. 依組立圖上規定。	
7.2	Travel 移動量		Placing the switch such that the direction of switch operations vertical and then applying a static load twice the actuating force to the center of the metal contact the travel distance for the metal contact to come to a stop shall be measured. 將開關之操作部置於垂直方向,並在金屬彈片之中央加兩倍於動作力之靜負荷測量金屬彈片被壓到不動時之移動距離。				As showing in assembly drawing. 依組立圖上規定。	
7.3	Return force 復歸力		The sample switch is installed such that the direction of switch operation is vertical and upon depression of the stem in its center the whole travel distance the force of the metal contact to return to its free position shall be measured. 將開關之操作部置於垂直方向,並在金屬彈片之中央施力,使之移動全行程距離再測量其復歸至原來位置之力量。				As showing in assembly drawing. 依組立圖上規定。	
7.4	Stop strength 止動強度		Placing the switch such that the direction of switch operation is vertical a static load of 3 kgf shall be applied in the direction of stem operation for a period of 15 seconds. 將開關之操作部置於垂直方向,並沿操作方向加 3 kgf 之靜負荷 15 秒。				There shall be no sign of damage mechanically and electrically. 不得有電氣及機構上之破壞現象	
					APPD	CHKD	DSGD	TITLE:
					CHANG	CHANG	FU	DOCUMENT NO.
SYMB	DATE	APPD	CHKD	DSGD	MAY. 8'2007	MAY. 8'2007	MAY. 8'2007	SFKRA-001 (2/5)

FORWARD ELECTRONICS CO., LTD.

SFKRA-001		SFKRA SWITCHES SPECIFICATIONS SFKRA 觸壓式製品規格書			97.7.7	
8. Weather-proof 耐候性能						
Property 項目		Test conditions 試驗條件			Performance 判定基準	
8.1	Resistance to low temperatures 耐寒性能	Switch for testing being kept in the conditions at $-40\pm 2^{\circ}\text{C}$ in temperature for 1000 hours, and in a normal ambient condition for one hour, then to be measured within one hour. Drops of water being taken away. $-40\pm 2^{\circ}\text{C}$ 放置 1000 小時試驗後, 置於常溫常溼中 1 小時, 除去水滴後, 在 1 小時內測定之。			Item 6 Item 7.1, 7.2 同 6 項 同 7.1, 7.2 項	
8.2	Heat resistance 耐熱性能	Switch for testing being kept in the conditions at $90\pm 2^{\circ}\text{C}$ in temperature for 1000 hours, and in a normal ambient condition for one hour, then to be measured within one hour. $90\pm 2^{\circ}\text{C}$ 放置 1000 小時試驗後, 置於常溫常溼中 1 小時, 在 1 小時內測定之。			Item 6 Item 7.1, 7.2 同 6 項 同 7.1, 7.2 項	
8.3	Moisture resistance 耐溼性能	Switch for testing being kept in the conditions at $60\pm 2^{\circ}\text{C}$ in temperature and 90~95% RH for 1000 hour and in a normal ambient condition for one hour then to be measured within one hour. Drops of water being taken away. 在溫度 $60\pm 2^{\circ}\text{C}$ 相對溼度 90~95% 放置 1000 小時試驗後, 置於常溫, 常溼中 1 小時除去水滴後, 在 1 小時以內測定之。			Contact resistance: 100 m ohm max. Insulation resistance: 100 M ohm min. Item 6.3, 6.4 Item 7.1, 7.2 接觸阻抗在 100 mΩ 以下 絕緣阻抗在 100 MΩ 以上 同 6.3, 6.4 項 同 7.1, 7.2 項	
8.4	Temperature cycling 耐溫度循環試驗	After 166 cycles of following conditions, the switch shall be allowed to stand under room temperature and humidity conditions for 1 hour and measurement shall be made within 1 hour after that. Water drops shall be removed. 以下記條件做 166 個週期的試驗後放置 1 小時以內測試之, 但是水珠必須去除。 			Item 6 Item 7.1, 7.2 同 6 項 同 7.1, 7.2 項	
8.5	Soldering 焊錫性能	After sprayed flux. 浸泡助焊劑後. Temperatures of solder : $260\pm 5^{\circ}\text{C}$ . 焊錫溫度: $260\pm 5^{\circ}\text{C}$ . Duration of dipping : $5\pm 1$ seconds. 浸入時間: $5\pm 1$ 秒.			More than 75% of the dipped part shall recovered by solder. 浸泡部份須付著 75% 以上.	
			APPD	CHKD	DSGD	TITLE:
			CHANG MAY. 8'2007	CHANG MAY. 8'2007	FU MAY. 8'2007	DOCUMENT NO.
SYMB	DATE	APPD	CHKD	DSGD		SFKRA-001 (3/5)

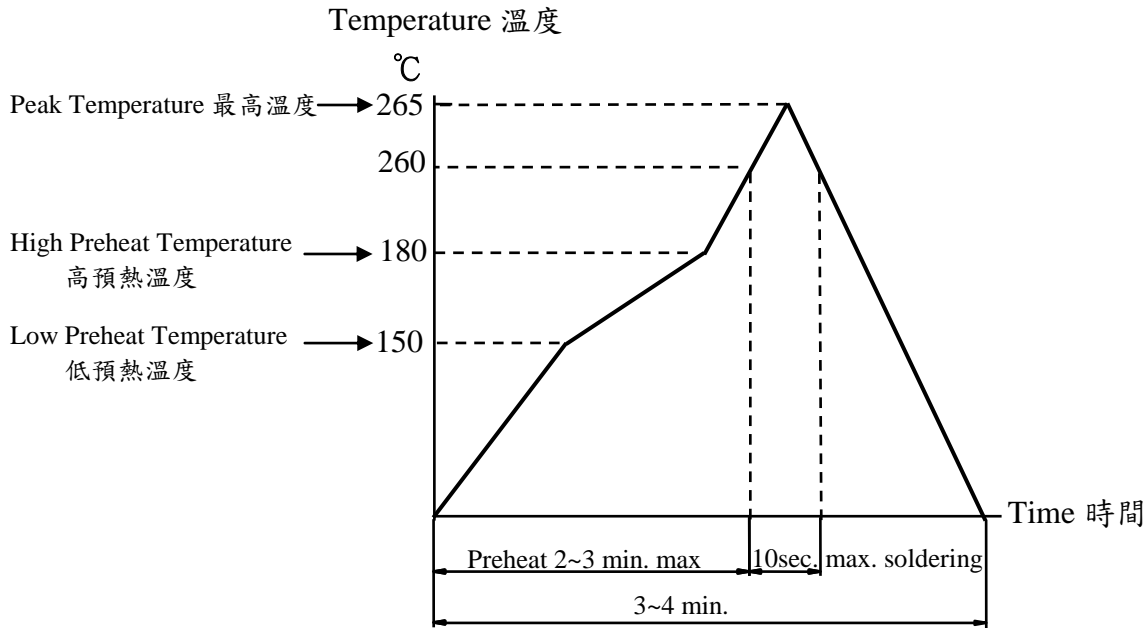
FORWARD ELECTRONICS CO., LTD.



SFKRA-001		SFKRA SWITCHES SPECIFICATIONS SFKRA 觸壓式製品規格書			98.5.13	
10. Water-proof 防水性能						
	Property 項目	Test conditions 試驗條件			Performance 判定基準	
10.1	Water resistance 防水性能試驗 IPX7	Measurements shall be made following the test set forth below: (1). Water temperature : normal temperature . (2). Water depth : 100 cm. (3). Test time : 30min..  (1). 水溫 : 常溫(室溫). (2). 水深 : 100 公分. (3). 試驗時間 : 30 分鐘.			Contact resistance: 100 m ohm max. Insulation resistance: 100 M ohm min. Item 6.3, 6.4 Item 7.1, 7.2 There shall be no sign of damage mechanically and electrically and rust. 接觸阻抗在 100 mΩ以下 絕緣阻抗在 100 MΩ以上 同 6.3, 6.4 項 同 7.1, 7.2 項 不得有電氣及機構上之破壞和生鏽現象	
				APPD	CHKD	DSGD
				CHANG	CHANG	FU
SYMB	DATE	APPD	CHKD	MAY. 13'2009	MAY. 13'2009	MAY. 13'2009
						TITLE:
						DOCUMENT NO. SFKRA-001 (5/5)

Switch Handling Precaution 使用上應注意事項

1. Reflow Soldering condition. Reflow 焊錫條件



Time-Temperature Profile 時間-溫度曲線

1.1 Allowable frequency of reflow soldering process. 2 times max.

容許焊錫次數. 2次以下(恢復常溫時,才可進行第二次焊錫)

1.2 The thickness of Cream Solder: 0.15~0.2 mm

錫膏塗抹之厚度: 0.15~0.2 mm

2. Other precautions 其它注意事項

(1) Following the soldering process do not try to clean the switch with a solvent or the like.  
在焊錫過程中, 不可用溶劑或類似品清洗開關.

(2) Safeguard the switch assembly against flux penetration from its top side.  
焊錫時請注意防止助焊劑從開關頂部滲入.

(3) Please have the products keep in close status and the storage time is 180 days guaranty after delivering the goods at most.

為了避免保管場所的環境引起端子變色, 未到使用之前請勿拆封. TACT SW 的保存期限出貨後 6 個月內.

(4) The inclination of the striking part shall be within 3°.

按鍵之傾斜必須在 3 度以內.

					APPD	CHKD	DSGD	TITLE:
					CHANG	CHANG	FU	DOCUMENT NO.
SYMB	DATE	APPD	CHKD	DSGD	MAY. 8'2007	MAY. 8'2007	MAY. 8'2007	SFKRA-001 (6/5)

1. Scope : this specification outlines engineering of the taping for switches .

範圍：本規格書適用於開關 taping(reel)包裝。

2. Construction : refer to product drawing .

零件構成：參考產品包裝任樣書。

3. Dimension : refer to product drawing .

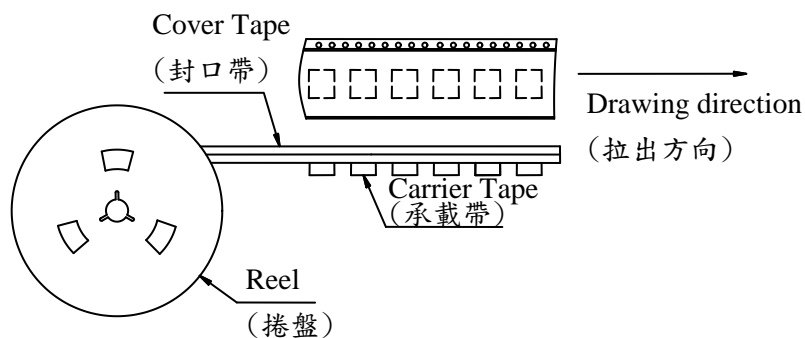
尺寸：參考產品包裝任樣書。

4. Taping package form

Taping 包裝形態

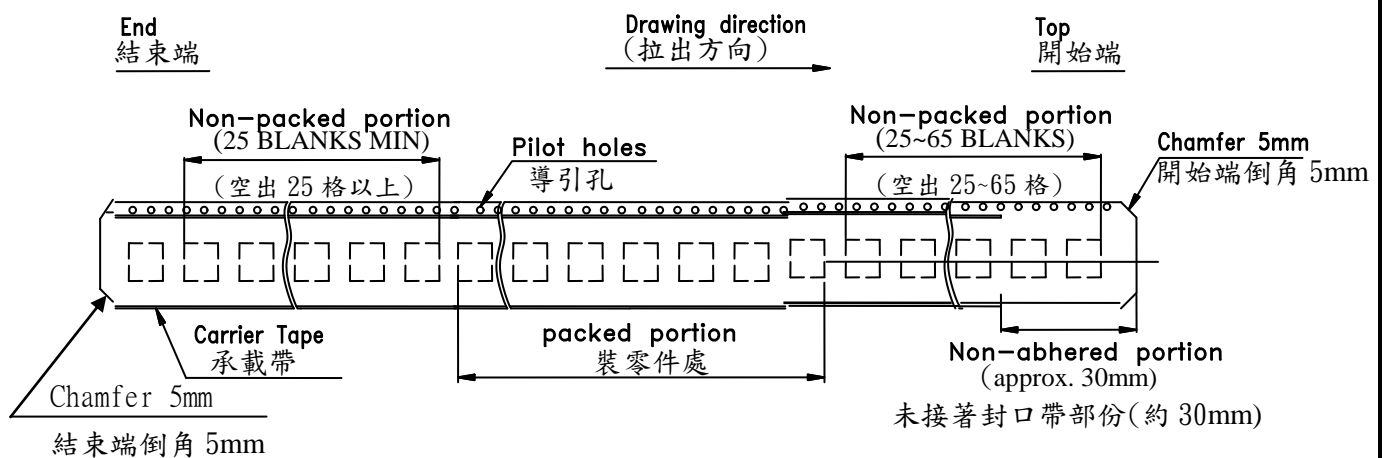
(1) Pilot hole of carrier tape shall be located in the right side of drawing direction .

承載帶導引孔之位置在拉出方向之右側。



(2) Detail of both ends of tape shall be as follows .

以下是承載帶從捲盤拉出方向之開始端&結束端詳細包裝說明。



(3) Cover tape shall not close the pilot hole or protrude from the carrier tape .

封口帶不可蓋住承載帶之導引孔或是突出隆起。

(4) There shall be no lack in packing .

包裝數量不可以缺少(不足)。

(5) Following items shall be marked on the reel .

捲盤須標示以下之項目

FD Part NO. 福華零件號碼

Customer model NO. 顧客產品號碼

Quantity 數量

Production lot NO. 製造批號

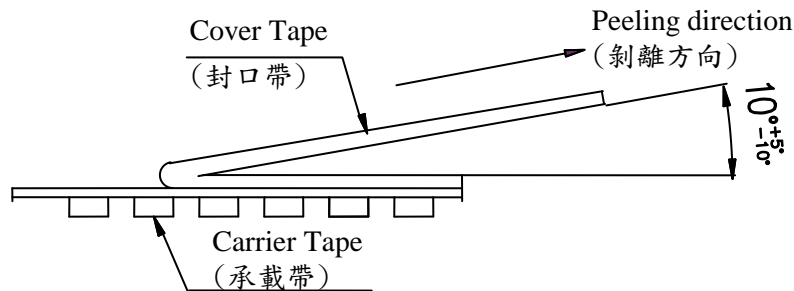
					APPD	CHKD	DSGD	TITLE :
					CHANG	CHANG	FU	DOCUMENT NO :
SYMB	DATE	APPD	CHKD	DSGD	MAY. 8'2007	MAY. 8'2007	MAY. 8'2007	SFKRA-TAP-001

## 5. Performance 性能

## (1) Peeling strength of cover tape 封口帶之剝離強度

Peeling strength of cover tape shall be 10.2~71.4gf (0.1~0.7N) and tested as follows.

下圖是測試封口帶之剝離強度 10.2~71.4gf (0.1~0.7N) 之方法。



※封口帶之剝離速度是 300mm/分。

## (2) Minimum bending radius of taping package

Taping 包裝之最小彎曲半徑

Falling off of the switch or breakage of taping package shall not occur at minimum bending radius of 25mm, minimum bending shall performed one time at on position.

在最小彎曲半徑 25mm 時、將不會發生 Taping 包裝之開關脫離或破損，最小彎曲半徑在適當的位置上將被執行一次。

## (3) Adhesion of the switch on cover tape 封口帶之黏著

Switch shall not adhere to the cover tape this test.

封口帶之剝離(黏著)強度試驗。

## 6. Packaging quantity 包裝數量

## (1) SFKRAMJ Series the number of the switches. SFKRAMJ 系列開關數量

1500 switches shall be packed for total high 3.4mm in a reel. 開關總高(H)3.4mm 每捲 reel 包裝數量 1500 個。

900 switches shall be packed for total high 5.1mm in a reel. 開關總高(H)5.1mm 每捲 reel 包裝數量 900 個。

※The number of the reels. 捲盤數量

Seventeen reels at maximum, which contain 25,500 switches, shall be packed in a package for total high 3.4mm. 開關總高(H)3.4mm 每個包裝箱可裝 17 捲, 計 25,500 個開關。

Seventeen reels at maximum, which contain 15,300 switches, shall be packed in a package for total high 5.1mm. 開關總高(H)5.1mm 每個包裝箱可裝 17 捲, 計 15,300 個開關。

## (2) SFKRAMG Series the number of the switches. SFKRAMG 系列開關數量

1500 switches shall be packed for total high 3.4mm in a reel. 開關總高(H)3.4mm 每捲 reel 包裝數量 1500 個。

900 switches shall be packed for total high 5.1mm in a reel. 開關總高(H)5.1mm 每捲 reel 包裝數量 900 個。

※The number of the reels. 捲盤數量

Fourteen reels at maximum, which contain 21,000 switches, shall be packed in a package for total high 3.4mm. 開關總高(H)3.4mm 每個包裝箱可裝 14 捲, 計 21,000 個開關。

Fourteen reels at maximum, which contain 12,600 switches, shall be packed in a package for total high 5.1mm. 開關總高(H)5.1mm 每個包裝箱可裝 14 捲, 計 12,600 個開關。

## 7. Storage condition 保存狀態

## (1) Storage environment temperature at -20°C~50°C, humidity at 20~85% RH.

儲存環境溫度在 -20°C~50°C、濕度在 20%~85% RH。

## (2) Storage in high temperature and high humidity shall be avoided.

儲存時避免放置於高溫高濕下。

## (3) Please have the products keep in close status and the storage time is 180 days guaranty after delivering the goods at most.

為了避免保管場所的環境引起端子變色, 未到使用之前, 請勿拆封。TACT SW 的保存期限出貨後 6 個月內。

					APPD	CHKD	DSGD	TITLE :
					CHANG	CHANG	FU	DOCUMENT NO :
SYMB	DATE	APPD	CHKD	DSGD	MAY. 8'2007	MAY. 8'2007	MAY. 8'2007	SFKRA-TAP-001



